

A TEAM AT YOUR SIDE



PRODUCTS & SERVICES SOLUTIONS
VISIT ts-industrie.eu

TS Industrie GmbH
Weserstrasse 2 – 47506 Neukirchen-Vluyn
Germany
Tel/ +49(0)2845 9292-0
Fax/ +49(0)2845 9292-28
kontakt@ts-industrie.eu

YOUR TS INDUSTRIE DISTRIBUTOR

TS INDUSTRIE®

WOOD SERIES | GREEN SERIES



TS INDUSTRIE®


ts-industrie.eu

**MORE THAN SPECIALIST FOR CHIPPERS & SHREDDERS,
PARTNERS IN MANAGING YOUR GREEN WASTE**

**EXPERIENCE & PASSION
SINCE 1880**

TS Industrie's ambition is to offer green space professionals a wide range of chipping and shredding solutions, whilst ensuring the greatest value for money.

In-house production from start to finish. The company's strategy of full integration from development through to production and final assembly ensures the high quality standards of TS Industrie machinery. The brand has invested in an integrated design office, high-tech automated machinery, high-quality welding, a specialised workforce, rigorous quality controls, all of which means it can guarantee its chippers for 3 years.



**RESPECT FOR QUALITY, SAFETY
AND THE ENVIRONMENT**

TS Industrie develops professional equipment able to carry out diversified and demanding tasks in complete safety.

All TS Industrie Chipper/Shredders conform to the machine directive 2006/42/CE.

The constant technical improvements implemented on TS Industrie Chippers and Shredders (Noise level reduction, lower CO2 emission, use of biologically degradable lubricants,...) are a testimony to TS Industrie's respect for both man and nature.



WELL-EQUIPPED CHIPPERS AND SHREDDERS, WITH A TRIED AND TESTED SYSTEM

Revolutionary technologies developed by TS Industrie with machines that offer outstanding added value.



All TS-Industrie machines are now supplied with a 3 years- or 1000 hours warranty.*

PERFORMANCE & EFFICIENCY



PATENTED MIXED ROTOR

system developed and patented by TS Industrie, combines blades and hammers to shred all types of wood and green waste.



POWER MIXED ROTOR

New generation of mixed rotor that is even more powerful, which optimises the power of the engine thereby saving both energy and resources, to obtain a more aesthetic shred.



CUTTING DISC

Heavy flywheel equipped with two fully adjustable blades mounted in a cutting disc and precisely adjusted to counter edge.

ENVIRONMENT



ECO MIXED CHIPS

Mixture of wood and green fibres obtained with a -green series TS Industrie shredder which promotes the decomposition process. Ideal for composting or mulching/RCW.



ECO CHIPS

TS Industrie's cutting disc with its fully adjustable blades provide well calibrated chips for aesthetic mulching.



CO2 REDUCTION

This system regulates the shredding process by using the full power of the engine only when it is needed.



BIO DEGRADABLE LUBRICANTS

Use of synthetic hydraulic lubricants and bio degradable greases recommended in sensitive environments.

COMFORT



DRI SYSTEM

Integral polyester hood with sound-absorbing foam that significantly reduces noise.



PILOT SYSTEM

On-board computer for control of operating time, rev counter, opening and sliding safety devices, engine maintenance, No Stress feeders and ranges depending on the material to be shredded.



PILOT SYSTEM SWING

Allows, in addition to the features of the Pilot System, three engine ranges to be configured corresponding to three shredding ranges with their own parameters depending on the material to be shredded, the number of users and the work site configuration.



VARIOSTRESS

Regulation of the No Stress ranges according to the material to be shredded.



NO STRESS

System autonomously regulates the speed of introduction of waste according to its thickness and type, to avoid any machine jam.



SILENT BLOCS

Rubber studs placed on the engine to dampen vibrations, thereby reducing sound levels whilst protecting the engine.



HYDRAULIC COUPLER CLUTCH

Thermal safety device guaranteeing the proper functioning of the machine.



ELECTRICAL CONTROLS

Activate forward and reverse to operate the roll feed.



DISCHARGE CHUTE

Adapts to the configuration of your work sites.



FOLDING HOPPER

Convenient for transportation.



ROTARY TURNTABLE

According to the configuration of your work site.



VARIABLE WIDTH TRACKS



VARIABLE WIDTH TRACKS AUTOMATIC LEVEL CONTROL

up to 30°.



RADIO-CONTROL



TS INDUSTRIE®

THE TS INDUSTRIE PHILOSOPHY
BEING THAT WE CREATE MORE
THAN MOBILE CHIPPERS
& SHREDDERS:

we create veritable day-to-day partners
for all your needs in the treatment, reduction
and recovery of your green waste.

PROTECT YOUR MACHINES!

TS-INDUSTRIE CHIPPERS AND SHREDDERS
ARE NOW SUPPLIED WITH

3 YEARS WARRANTY*



YOUR SATISFACTION
IS OUR PRIORITY

We are at your side throughout your relationship with our brand, from the acquisition of your machine to its replacement. Our network of partners will support you through understanding your needs, demonstration of the product and final installation.

Our partners are trained and available to ensure the after-sales service of your equipment, while benefiting from the support of our customer service, both at a commercial and technical level or for the supply of spare parts related to your equipment, for up to 10 years after the end of commercialisation of the same.

It is therefore only natural that we also guarantee our TS Industries chippers for **3 years or 1000 hours**.

*See conditions



TS INDUSTRIE®

ts-industrie.eu

*See conditions.

THIS IS WHY TS INDUSTRIE
OFFERS YOU **TWO RANGES:**



WOOD/SERIES

A range of powerful and robust chippers perfectly adapted to pruning activities. With TS Cutting Disc technology, the TS Industrie chippers allow you to chip branches upto a diameter of 23 cm with a very high yield, to obtain perfectly shaped wood chips to use as cover or fuel.








GREEN/SERIES

A range of all-purpose and efficient shredders. Branches, shrubs, hedges and green material no longer consistute waste, thanks to the patented mixed rotor that combines blades and hammers achieving great results.



WHY A SHREDDER OR A CHIPPER? THE TS INDUSTRIE SOLUTION:

Expert in solutions for the reduction and possible uses of your green waste, TS Industrie has a complete solution for reducing the volume and increasing the value of green waste.

	 RAW MATERIALS	 DIAMETER	 TECHNOLOGY	 END PRODUCT	 POSSIBLE USES
V/WOOD/SERIES CHIPPERS	BRANCHES	12 TO 23 CM	CUTTING DISC TS INDUSTRIE®	WOOD CHIPS	MULCHING FUEL (ACCORDING TO BOILER)
GREEN/SERIES SHREDDERS	BRANCHES & GREEN WASTE	11 TO 21 CM	MIXED ROTOR TS INDUSTRIE®	SHREDDING	MULCHING (INCLUDING RCW) COMPOSTING



MULCHING

- Lets you leave the waste on site
- Aesthetic
- Reduction in watering
- Less consumption of plants protection products



RCW

- Regeneration of the soil
- Water saving
- Improved crop yield



COMPOSTING

- Improves soil texture
- Increases its water retention capacity
- Stabilises pH
- Reduces surface erosion
- Promotes root formation
- Promotes the circulation of water and air in the soil
- Brings essential organic matter to microbial life



ENERGY

- Renewable energy source
- Saves fossil fuels (gas, oil) which are becoming increasingly scarce and expensive
- Promotes local economic development
- Low economic and environmental impact of transport

WS/12-19P

COMPACTNESS & POWER

Excellent value for money entry-level chipper that is practical with its collapsible hopper, and efficient, thanks to a 19HP petrol engine Kohler Command Pro, dual vertical roll feeds and Cutting Disc TS Industrie technology. Weighing less than 750 kg for ease of transport.



12 cm



ADMISSIBLE
DIAMETER



CUTTING DISC



< 750 KG



ECO CHIPS



BIO DEGRADABLE
LUBRICANT



NO STRESS



ELECTRICAL
CONTROLS



ADJUSTABLE
DISCHARGE CHUTE
TO 270°



FOLDING HOPPER



WS/15PTO WS/16-35D WS/16-38P








EVERYDAY CHIPPING

Powerful and compact for less than 750 kg making the WS/16-35D (Kubota 34HP diesel engine) or the WS/16-38P (Kohler EFI 38HP engine) into indispensable allies for arborists, landscape gardeners and groundwork professionals only requiring a car driving license. Additionally, the WS/15PTO is perfectly adapted for those equipped with a small compact tractor.



15/16 cm  **ADMISSIBLE DIAMETER**



-  **CUTTING DISC**
-  **< 750 KG**
-  **ECO CHIPS**
-  **BIO DEGRADABLE LUBRICANT**
-  **PILOT SYSTEM (WS/15PTO)**
-  **NO STRESS (WS/16-35D-WS/16-38P)**
-  **ELECTRICAL CONTROLS**
-  **ADJUSTABLE DISCHARGE CHUTE TO 270°**
-  **FOLDING HOPPER**





WS/18-PTO

WS/18-35DT

WS/18-35D

ROBUSTNESS & POWER

A Kubota 35 HP diesel engine and taking a maximum branch diameter of 18 cm means the WS/18-35D or DT (version with a 270° rotating turntable are strong and robust machines for pruning work.

Equipped with a fully galvanised braked road trailer with adjustable drawbar (WS/18-35DT), servicing hoods for easy and quick access to all maintenance points and an electrical control system, the WS/18-35D and DT always remember the comfort of their users.

Also available in PTO version for medium power compact tractors.

18 cm  **ADMISSIBLE DIAMETER**



CUTTING DISC



ECO CHIPS



BIO DEGRADABLE LUBRICANT



NO STRESS



ELECTRICAL CONTROLS



ADJUSTABLE DISCHARGE CHUTE TO 270°



ROTARY TURNTABLE TO 270° (WS/18-35DT)



FOLDING HOPPER





WS/18-35D TK

WS/18-35D R-TK

NEW

PERFORMANCE & CROSSING

Keeping its DNA of strong and powerful chipping the WS/18-35D is now available in two tracked versions to take you closer to your job site without difficulty!

Adopt the WS/18-35D TK version and its variable track gauge from 1400 to 1900 mm and steer the WS/18-35D R-TK version thanks to its radio control, its two speeds (slow 2.2 km/h and fast 4.3 km/h) and its automatic level control up to 30° which means it can adapt to all work site configurations.



18 cm ADMISSIBLE DIAMETER

-  CUTTING DISC
-  BIO DEGRADABLE LUBRICANT
-  VARIABLE WIDTH TRACKS
-  NO STRESS
-  AUTOMATIC LEVEL CONTROL UP TO 30° (WS/18-35D R-TK)
-  ELECTRICAL CONTROLS
-  RADIO-CONTROL (WS/18-35D R-TK)
-  ADJUSTABLE DISCHARGE CHUTE TO 270°
-  ECO CHIPS
-  FOLDING HOPPER



NEW



WS/20-PTO

WS/20-PTOT

WS/20-50DT

INCREDIBLY EFFECTIVE

With their large loading hopper and wide roll feeds, the WS/20-50DT and WS/20PTO maximise the feeding of branches of up to 20 cm in diameter for flawless efficiency.

A 270° swivel turntable (WS/20-50DT and WS/20PTOT), combined with a 270° adjustable discharge chute provide the comfort, visibility and flexibility needed for any work site configuration.

An ultra-robust design, servicing hoods that simplify maintenance to a minimum and, the operation and control of the machine via the Pilot System make it a reliable chipping partner.

Note, the WS/20-50DT with its Kubota 50 HP engine is also available in dual-axle version.

20 cm



ADMISSIBLE DIAMETER



CUTTING DISC



ECO CHIPS



BIO DEGRADABLE LUBRICANT



NO STRESS (WS/20-PTO - WS/20-PTOT)



PILOT SYSTEM (WS/20-50DT)



SILENT BLOCS (WS/20-50DT)



ELECTRICAL CONTROLS



ADJUSTABLE DISCHARGE CHUTE TO 270°



ROTARY TURNABLE TO 270° (WS/20-50DT- WS/20-PTOT)



FOLDING HOPPER





WS/23-PTO WS/23-PTOT WS/23-75DT

COMFORT, SAFETY, POWER,
ERGONOMICS & CAPACITY:
THE BEST OF ALL CATEGORIES!

Whether on a dual-axle braked trailer with adjustable drawbar and automatic coupling, or in a PTO version, with or without a swivel turntable, the WS/23-75DT and its WS/23PTO versions offer an impressive level of performance for branch diameters of up to 23 cm.

Large hopper and servicing hoods make your day more pleasant. The WS/23-75DT and its Kohler KDI 75 HP Direct Injection and Liquid Cooling diesel engine, coupled with the Pilot System Swing, tailors its extreme power to the veritable needs of the user at a given moment on the work site.

23 cm ADMISSIBLE DIAMETER

-  CUTTING DISC
-  ECO CHIPS
-  BIO DEGRADABLE LUBRICANT
-  NO STRESS (WS/23-PTO-WS/23-PTOT)
-  PILOT SYSTEM SWING (WS/23-75DT)
-  SILENT BLOCS (WS/23-75DT)
-  ELECTRICAL CONTROLS
-  ADJUSTABLE DISCHARGE CHUTE TO 270°
-  ROTARY TURNTABLE TO 270° (WS/23-75DT-WS/23-PTOT)
-  FOLDING HOPPER





TOWED WOODCHIPPERS

	WS/12-19P	WS/16-35D	WS/16-38P	WS/18-35D	WS/18-35DT	WS/20-50DT
Product code	WS1219P	WS1635D	WS1638P	WS1835DE	WS1835DTE	WS2050DT
Admissible diameter	12 cm	16 cm	16 cm	18 cm	18 cm	20 cm
Engine / Power	KOHLER COMMAND PRO - CH 620 19 HP /14.2 kW	KUBOTA D1105T 34 HP /25.3 kW	KOHLER EFI 38 HP /28.3 kW	KUBOTA V1505 35 HP /26.20 kW	KUBOTA V1505 35 HP /26.20 kW	KUBOTA V2203 50 HP /37 kW
Engine displacement	674 cm ³ / 2-Cyl.	1123 cm ³ / 3-Cyl.	999 cm ³ / 2-Cyl.	1498 cm ³ / 4-Cyl.	1498 cm ³ / 4-Cyl.	2197 cm ³ / 4-Cyl.
Fuel	Petrol	Diesel	Petrol	Diesel	Diesel	Diesel
Clutch	Engine tension	Engine tension	Engine tension	Engine tension	Belt tensioner	Belt tensioner
Cowling	Metal safety hoods	Metal safety hoods	Metal safety hoods	Polyester resin security housing	Polyester resin security housing	Polyester resin security housing
Disc diameter	510 mm	510 mm	510 mm	670 mm	740 mm	810 mm
Disc weight	50 kg	50 kg	50 kg	92.5 kg	142 kg	218 kg
Blades	2	2	2	2	2	2
Feed rollers	2	2	2	2	2	2
Feed roll width	240 mm	240 mm	240 mm	215 mm	245 mm	310 mm
Feed roll diameter	245 mm	245 mm	245 mm	140 mm	140 mm	240 mm
No. of axles	1	1	1	1	1	1 or 2 (option)
Tyre dimensions	155/70 R13	155/70 R13	155/70 R13	165 R13	225 / 55 R12C	205R14C / 185 R14C
Tank capacity	17L	17L	17L	30L	35L	50L
Consumption	5 L/h	3.8 L/h	4.3 L/h	3.9 L/h	3.9 L/h	4.1 L/h
Adjustable discharge chute	270°	270°	270°	270°	270°	270°
Discharge height	2440 mm	2440 mm	2440 mm	2300 mm	2500 mm	2680 mm
Rotating turntable	-	-	-	-	270°	270°
Machine weight	655 kg	745 kg	690 kg	1085 kg	1330 kg	1990 kg
MMTA trailer approval	750 kg	750 kg	750 kg	1100 kg	1350 kg	2000 or 2200 kg
Hopper dimensions (LxW)	1000 x 1540 mm	1530 x 1075 mm	1530 x 1075 mm	1530 x 1080 mm	1530 x 1080 mm	1540 x 1290 mm
Hopper loading height	700 mm	700 mm	700 mm	700 mm	700 - 950 mm	870 mm
L x W x H Working position (mm)	3350 x 1400 x 2470	3950 x 1400 x 2470	3950 x 1400 x 2470	4000 x 1560 x 2530	4000 x 1630 x 2555	4800 x 2000 x 2760
L x W x H Transport position (mm)	2950 x 1400 x 2470	3550 x 1400 x 2470	3550 x 1400 x 2470	3485 x 1560 x 2530	3495 x 1630 x 2555	4295 x 2000 x 2760
Wheel chock / crutch	Standard / Standard	Standard / Standard	Standard / Standard	Standard / Standard	Standard / Standard	Standard / Standard
OPTIONS	<ul style="list-style-type: none"> - Dual control - Chimney extension (H +200 mm) - Parking brake 	<ul style="list-style-type: none"> - Dual control - Chimney extension (H +200 mm) 	<ul style="list-style-type: none"> - Dual control - Chimney extension (H +200 mm) 	<ul style="list-style-type: none"> - Dual control - Tank cap + key - Central lubrication point - Chimney extension (H +500 mm) - Foldable chimney - Eye coupling B50 	<ul style="list-style-type: none"> - Dual control - Tank cap + key - Chimney extension (H +500 mm) - Foldable chimney - Eye coupling B50 	<ul style="list-style-type: none"> - Tank cap + key - Central lubrication point - Chimney extension (H +500 mm) - Foldable chimney - Eye coupling B50 - Battery switch

WOOD CHIPPERS - PTO

WOOD CHIPPERS - ON TRACKS

WS/23-75DT	WS/15PTO	WS/18PTO	WS/20PTO	WS/23PTO	WS/18-35D TK /R-TK
WS2375DT	WS15PTO	WS18PTO	WS20PTO	WS23PTO	WS1835DTK WS1835DR-TK
23 cm	15 cm	18 cm	20 cm	23 cm	18 cm
KOHLER KDI 2504TCR 75 HP /55.4 kW	With PTO Shaft Lifting power 25-35 HP /18-26 kW	With PTO Shaft Lifting power 30-50 HP /22-36 kW	With PTO Shaft Lifting power 40-75 HP /30-56 kW	With PTO Shaft Lifting power 45-75 HP /33-56 kW	KUBOTA V1505 35 HP /26.20 kW
2482 cm3 / 4-Cyl.	Torque 540 T/min	Torque 540 T/min	Torque 1000 T/min	Torque 1000 T/min	1498 cm3 / 4-Cyl.
Diesel	-	-	-	-	Diesel
Belt tensioner	-	-	-	-	Engine tension
Polyester resin security housing	Metal safety hoods	Metal safety hoods	Metal safety hoods	Metal safety hoods	Polyester resin security housing
900 mm	560 mm	670 mm	900 mm	900 mm	670 mm
218 kg	50 kg	92,5 kg	218 kg	218 kg	92.5 kg
2	2	2	2	2	2
2	2	2	2	2	2
310 mm	160 mm	215 mm	310 mm	310 mm	215 mm
240 mm	140 mm	140 mm	240 mm	240 mm	140 mm
2	-	-	-	-	-
185 R14C	-	-	-	-	-
50L	-	-	-	-	35 L
5 L/h	-	-	-	-	3.9 L/h
270°	270°	270°	270°	270°	270°
2680 mm	2000 mm	2000 mm	2550 mm	2550 mm	To be defined
270°	-	-	270° for the 20PTOT	270° for the 23PTOT	-
2340 kg	550 kg	590 kg	1100 kg - 20PTOT = 1300 kg	1100 kg - 23PTOT = 1300 kg	1800 kg
2400 kg	-	-	-	-	-
1540 x 1290 mm	1500 x 965 mm	1530 x 1080 mm	1500 x 1290 mm	1500 x 1290 mm	1530 x 1080 mm
870 mm	630 mm	700 - 950 mm	870 mm	870 mm	700 mm
4900 x 1960 x 2680	1600 x 1200 x 2100	1700 x 1400 x 2500	3000 x 1560 x 2600	3000 x 1560 x 2600	3100 x 1575 x 2500
4330 x 1960 x 2680	1600 x 1200 x 2100	1700 x 1400 x 2500	3000 x 1560 x 2600	3000 x 1560 x 2600	3100 x 1575 x 2500
Standard / Standard	-	-	-	-	-
- Tank cap + key - Central lubrication point - Chimney extension (H +500 mm) - Foldable chimney - Eye coupling B50 - Battery switch - Eye coupling DIN 40	- PTO - Lighting ramps - PTO Frame - Extension	- Dual control - PTO - Lighting ramps - Central lubrication point - Chimney extension (H +500 mm)	- 1000 to 540 rpm PTO restriction - PTO Frame - Extension - PTO - Lighting ramps - Central lubrication point - Chimney extension (H +500 mm)	- 1000 to 540 rpm PTO restriction - PTO - Lighting ramps - Central lubrication point - Chimney extension (H +500 mm)	Model with remote control = WS/18-35D R-TK - Dual control - Tank cap + key - Central lubrication point - Chimney extension (H +500 mm) - Foldable chimney

GS/COUGAR18P

SIMPLIFY YOUR WORK SITES!

The entry level Green Series shredder, comes equipped with a mixed rotor consisting of 6 hammers with pads and 2 blades and a B&S Vanguard 18 HP engine. Shredding branches and various shrubs, hedges and green material with a diameter up to 11 cm, without jamming thanks to its backlit Variostress system.

Easily towable with a car driving license, thanks to its weight of less than 500 kg, trailer with height adjustable drawbar, anti-tilt stand and wheel chocks and its compact dimensions, the GS/COUGAR18P quickly becomes indispensable enabling you to work even in the tightest spaces.



10 m³/h



AVERAGE OUTPUT



PATENTED MIXED ROTOR



ADMISSIBLE DIAMETER 11 CM



< 500 KG



ECO MIXED CHIPS



BIO DEGRADABLE LUBRICANT



VARIOSTRESS



ADJUSTABLE DISCHARGE CHUTE TO 270°



GS/PREMIUM25P

HISTORICAL REFERENCE

The PREMIUM Green Series shredder has undergone many changes since its original design in 2004.

With its 25hp Kohler petrol engine, it has gained more power for an average yield of 13 m³/h. Its legendary patented mixed rotor of 80 kg, combining ten hammers and two knives allows it to shred diameters of up to 13 cm. An excellent weight ratio (less than 750 kg)/efficiency/comfort of use (wide and accessible hopper, clutch by hydraulic safety coupler and distributor with flow divider), make it a veritable reference for green space professionals.



13 m³/h



AVERAGE OUTPUT



PATENED MIXED ROTOR



PILOT SYSTEM



ADMISSIBLE DIAMETER 13 CM



HYDRAULIC COUPLER CLUTCH



< 750 KG



ELECTRICAL CONTROLS



ECO MIXED CHIPS



ADJUSTABLE DISCHARGE CHUTE TO 270°



BIO DEGRADABLE LUBRICANT



GS/TIGER25P GS/TIGER25D

DESIGNED TO BE PRACTICAL

A flared hopper with a large clawed feed belt (40 cm), a patented mixed rotor with 8 hammers equipped with greasers with pads and 2 blades, all for a featherweight (< 750 kg) make the Tigers into the urban chipper par excellence.

All you need to do is choose between a 25 hp diesel or petrol engine and you are ready to go up and down the roads that will take you to your work sites, with just a car driving license!



17 m³/h



AVERAGE OUTPUT



PATENTED MIXED ROTOR



ADMISSIBLE DIAMETER
14 CM



< 750 KG



ECO MIXED CHIPS



BIO DEGRADABLE LUBRICANT



PILOT SYSTEM



ELECTRICAL CONTROLS



ADJUSTABLE DISCHARGE CHUTE TO 180°



GS/PUMA35D

QUALITY SHREDDING

Equipped with the new generation of Power Mixed Rotor, which optimises the power of the engine, saves energy and resources, respects the material and the environment, by obtaining an unmatched quality shred the GS/PUMA35D and GS/PUMA35D R-TK (version on tracks) have an average yield of 27m³/h, for branch diameters up to 16 cm.

Performance is made possible by a powerful 35 HP diesel Kubota engine, combined with operation and control of the machine by the Pilot System technology and a large 40 cm feed belt with claws, for a better feed of the material.



27 m³/h



AVERAGE OUTPUT



POWER MIXED ROTOR



ADMISSIBLE DIAMETER
16 CM



VARIABLE WIDTH TRACKS



AUTOMATIC LEVEL CONTROL
UP TO 30°



RADIO-CONTROL



ECO MIXED CHIPS



BIO DEGRADABLE
LUBRICANT



PILOT SYSTEM



ELECTRICAL CONTROLS



ADJUSTABLE DISCHARGE
CHUTE TO 180°

GS/PUMA35D R-TK

EXCLUSIVE NEW PRODUCT DISCOVER THE NEW TRACKED PUMA!

Variable track gauges (from 1400 to 1900 mm), automatic level control up to 30°, simple and safe radio control and two forward speeds (2.2 or 4.4 km/h), now allow you to take your PUMA wherever you want to go.

NEW



GS/JAGUARPTO GS/JAGUAR45DS

SHRED FOR HOURS WITH MAXIMUM COMFORT

An even higher yield with the best equipment? This is possible with the GS/JAGUAR45DS and its Kubota 45 HP Turbo Diesel engine. A DRI sound-deadening cowling, a braked parallelogram drawbar, a dual feed control and the CO2 Reduction option, allow you to shred for hours, with maximum comfort, for users and their environment.

We have also thought about the tractors (min 60 HP/80-125 HP), with the GS/JAGUARPTO version.



32 m³/h



AVERAGE
OUTPUT



POWER MIXED ROTOR



ADMISSIBLE DIAMETER
18 CM



ECO MIXED CHIPS



BIO DEGRADABLE
LUBRICANT



PILOT SYSTEM



DUAL CONTROL



CO2 REDUCTION Option



ADJUSTABLE DISCHARGE
CHUTE TO 180°





GS/PANTHER56DS

NEW

DESIGNED TO ENSURE THE PROFITABILITY OF YOUR PROJECTS

With the new **GS/PANTHER56DS**, productivity and comfort ensure the profitability of your projects!

Equipped with a powerful Kohler 56 HP Diesel Stage 5 engine with Particulate Filter, combined with a Power Mixed Rotor, a large hopper for team work and a 500mm feed belt to optimise its performance, this «PANTHER» achieves an average yield of 35 m³/h, with a branch diameter of up to 19 cm.

And since it has everything a large shredder should have, the PANTHER does not forget the comfort of its users and their environment, with its DRI Soundproof Cowling, its CO₂ Reduction option, its parallelogram drawbar adjustable by a simple crank and its computerised Pilot Control System – “Swing”.

38 m³/h



AVERAGE OUTPUT



POWER MIXED ROTOR



ADMISSIBLE DIAMETER
19 CM



ECO MIXED CHIPS



BIO DEGRADABLE
LUBRICANT



PILOT SYSTEM **SWING**



HYDRAULIC COUPLER
CLUTCH



DUAL CONTROL



DRI SYSTEM



CO₂ REDUCTION Option



ADJUSTABLE DISCHARGE
CHUTE TO 180°





GS/COBRA75DS

A LEGEND IN MULTI-GREEN SHREDDING

The COBRA Multi-Green Mill has been the focus of innovative research since its inception. Its high performance coupled with simplified use make it the renowned model in the field of environmental professionals!

With its average yield of 45 m³/h and with a branch diameter of up to 20 cm, the Cobra provides a relevant response to the performance and efficiency needs of major projects.

The 75 DS version of the COBRA multi-green shredder gives you unparalleled power, maximum efficiency and proven ergonomics. Its direct injection Kohler KDI 2504 TCR engine with 4 valves per cylinder, does not require an Anti-Particulate Filter, resulting in a highly reliable machine, offering a reduction in maintenance costs, with better comfort for the user and their environment.

Associated with the exclusive technology of TS Industrie's computerised Pilot Control System – "Swing", which configures three engine ranges, corresponding to 3 shredding ranges with their own parameters according to the material to be shredded, the number of users and the configuration of the site, this shredder of green material and branches adapts to the veritable need of the user at a given moment on a work site.



45 m³/h



AVERAGE OUTPUT



POWER MIXED ROTOR fitted as standard equipment starting January 2019



ADMISSIBLE DIAMETER 20 CM



ECO MIXED CHIPS



BIO DEGRADABLE LUBRICANT



PILOT SYSTEM SWING



SILENT BLOCS



HYDRAULIC COUPLER CLUTCH



ELECTRICAL CONTROLS



DRI SYSTEM



CO2 REDUCTION Option



ADJUSTABLE DISCHARGE CHUTE TO 180°





GS/COBRA90PGS

NEW

Available only
with petrol
+ gas engine

REDUCING PARTICULATE EMISSIONS

Saving energy, reducing particulate emissions and preserving the environment are now essential objectives for everyone, even more so for environmental professionals.

The latest-generation GS/COBRA90PGS multi-green shredder is equipped with a Kubota WG3800GL dual carburettor engine with electronic management.

Depending on the needs, this new machine can run on petrol or gas, with the possibility of switching from one fuel to another at any time, including when in operation.

In addition, with a dual tank (50l of petrol and 13 kg of gas), the GS/COBRA90PGS gains in autonomy! The combination of the Kubota WG 3800GL engine with the Pilot System Swing machine control system - configuring three engine ranges depending on the nature of the residues to be shredded - allows savings in terms of fuel and oil consumption. The power mixed rotor shredding performance also saves you energy.

This innovation was also distinguished in the 2016 edition of Salonvert in France, receiving the 'New Technologies' award.



45 m³/h



AVERAGE OUTPUT



POWER MIXED ROTOR
fitted as standard equipment
starting January 2019



ADMISSIBLE DIAMETER
21 CM



ECO MIXED CHIPS



BIO DEGRADABLE LUBRICANT



PILOT SYSTEM SWING



SILENT BLOCS



HYDRAULIC COUPLER CLUTCH



ELECTRICAL CONTROLS



DRI SYSTEM



CO2 REDUCTION Option



ADJUSTABLE DISCHARGE CHUTE TO 180°





“

We have been operating the COBRA 90PGS for a number of months after it was recommended to us as it met strict ecological and safety standards. After over a hundred hours of use across a number of different sites, the shredder has excelled in its ability to meet customers' expectations, whether for its ecological aspect thanks to its hybrid technology combined with the CO2 reduction system, or for its very quiet characteristic that allows for operation in the morning and evening. It allows our teams to work in the best conditions thanks to its extensive safety elements. Of course, it also offers excellent productivity, thanks in particular to the large loading hopper combined with the TS mixed rotor which makes light work of shredding large quantities of plant and branch waste without jamming. The machine doesn't struggle at all when large quantities are loaded by the operator. It's a wonderfully efficient machine that we can trust for our gardening and landscaping activities.

Mr Gallo from the company SMDA – Paris Area

”

SHREDDERS ON WHEELS

	GS/COUGAR18P	GS/PREMIUM25P	GS/TIGER25P	GS/TIGER25D	GS/PUMA35D
Product code	GSCOUGAR18P	GSPREMIUM25P	GSTIGER25P	GSTIGER25D	GSPUMA35D
Admissible diameter	11 cm	13 cm	14 cm	14 cm	16 cm
Output	10 m3/h	13 m3/h	17 m3/h	17 m3/h	27 m3/h
Engine	B&S VANGUARD 18 HP/13,4 kW	KOHLER CH730 25 HP/18.5 kW	KOHLER CH730 25 HP/18.5 kW	KUBOTA D902 25 HP/18.5 kW	KUBOTA V1505 35 HP/26.20 kW
Engine displacement	570 cm3 / 2-Cyl.	725 cm3 / 2-Cyl.	725 cm3 / 2-Cyl.	898 cm3 / 3-Cyl.	1498 cm3 / 4-Cyl.
Fuel	Petrol	Petrol	Petrol	Diesel	Diesel
Clutch	Belt tensioner	Hydraulic clutch	Centrifugal clutch	Centrifugal clutch	Centrifugal clutch
Cowling	ABS safety hood	ABS safety hood	Polyester resin security housing	Polyester resin security housing	Polyester resin security housing
Rotor diameter	400 mm	560 mm	400 mm	400 mm	560 mm
Rotor weight	40 kg	85 kg	45 kg	45 kg	150 kg
Hammers	6	10	8	8	12
Knives	2	2	2	2	6
Feed roll width	190 mm	250 mm	250 mm	250 mm	400 mm
Feed conveyor	No	No	400 mm	400 mm	400 mm
Feed roll diameter	183 mm	340 mm	340 mm	340 mm	340 mm
No of axles	1	1	1	1	1
Tyre dimensions	145R13	155/70R13	155/70R13	155/70R13	165R13C
Tank capacity	8.5 L	30 L	17 L	17 L	30 L
Consumption	4 L/h	4.5 L/h	4 L/h	3 L/h	3.9 L/h
Adjustable discharge chute	270°	270°	180°	180°	180°
Discharge height	1850 mm	2060 mm	1850 mm	1850 mm	2300 mm
Machine weight	493 kg	745 kg	695 kg	745 kg	1330 kg
MMTA trailer approval	500 kg	750 kg	750 kg	750 kg	1340 kg
Hopper dimensions (LxW)	1500 x 800 mm	1500 x 1390 mm	1600 x 1350 mm	1600 x 1350 mm	1600 x 1350 mm
Hopper loading height	840 mm	715 mm	750 mm	750 mm	750 mm
L x W x H	3300 x 1280 x 1620 mm	3770 x 1600 x 2140 mm	3560 x 1515 x 2060 mm	3560 x 1515 x 2060 mm	4370 x 1690 x 2360 mm
Wheel chock / crutch	Standard / Standard	Standard / Standard	Standard / Standard	Standard / -	Standard / Standard
OPTIONS	- Chimney extension (H +200 mm) - Eye coupling B50	- Braked trailer adjustable drawbar - Eye coupling B50	- Chimney extension (H+ 210 mm) - Eye coupling B50 - Unbraked trailer - Longer adjustable drawbar (+200 mm) - Braked trailer - fixed drawbar - Braked trailer adjustable drawbar - Tank cap + key	- Eye coupling B50 - Braked trailer - fixed drawbar - Braked trailer adjustable drawbar - Tank cap + key	- Chimney extension (H+ 300 mm) - Eye coupling B50 - Tank cap + key

SHREDDERS - PTO
SHREDDERS - ON TRACKS

GS/JAGUAR45DS	GS/PANTHER56DS	GS/COBRA75DS	GS/COBRA90PGS	GS/JAGUARPTO	GS/PUMA35D R-TK
GSJAGUAR45DS	GSPANTHER56DS	GSCOBRA75DS	GSCOBRA90PGS	GSJAGUARPTO	GSPUMA35D R-TK
18 cm	19 cm	21 cm	21 cm	18 cm	16 cm
32 m3/h	38 m3/h	45 m3/h	45 m3/h	32 m3/h	27 m3/h
KUBOTA V1505 T 45 HP/33.57 kW	KOHLER KDI 1903TCR Stage 5 - 56 HP /42 kW	KOHLER KDI 75 HP/55.4 kW 2504TCR	KUBOTA WG3800 GL 88 HP (Petrol) 94 HP (Gas)	With PTO shaft lifting power Min: 60 HP - Option: 80-125 HP	KUBOTA V1505 35 HP/26.20 kW
1498 cm3 / 4-Cyl.	1903 cm3 / 3-Cyl	2504 cm3 / 4-Cyl.	3800 cm3 / 4-Cyl	-	1498 cm3 / 4-Cyl.
Diesel	Diesel	Diesel	Petrol / Gas	Torque	Diesel
Hydraulic clutch	Hydraulic clutch	Hydraulic clutch	Hydraulic clutch	-	Centrifugal clutch
Polyester resin security housing & DRI Soundproofing	Polyester resin security housing & DRI Soundproofing	Polyester resin security housing & DRI Soundproofing	Polyester resin security housing & DRI Soundproofing	-	Polyester resin security housing
560 mm	560 mm	560 mm	560 mm	560 mm	560 mm
150 kg	150 kg	217 kg	270 kg	150 kg	150 kg
12	12	20	24	12	12
6	6	4	8	6	6
400 mm	400 mm	500 mm	500 mm	400 mm	400 mm
400 mm	500 mm	500 mm	500 mm	400 mm	400 mm
340 mm	340 mm	395 mm	395 mm	340 mm	340 mm
1	1	1	1	-	-
175R14C	215R14C	215R14C	215R14C	-	-
30 L	50 L	50 L	50 L + 13 kg Gas	-	30 L
4 L/h		5 L/h	-	-	3.9 L/h
180°	180°	180°	180°	180°	180°
2330 mm	2310 mm	2250 mm	2250 mm	2330 mm	2300 mm
1365 kg	To be defined	2105 kg	2150 kg	900 kg	2000 kg
1400 kg	To be defined	2200 kg	2200 kg	-	-
1600 x 1350 mm	1600 x 1620 mm	1600 x 1630 mm	1600 x 1630 mm	1600 x 1350 mm	1600 x 1350 mm
760 mm	760 mm	700 mm	700 mm	800 mm	820 mm
4430 x 1780 x 2380 mm	4510 x 2020 x 2360 mm	4710 x 1960 x 2500 mm	4710 x 1960 x 2500 mm	3000 x 1500 x 2350 mm	3100 x 1550 x 2350 mm
Standard / Standard	Standard / Standard	Standard / Standard	Standard / Standard	-	-
- Chimney extension (H+ 300 mm) - Eye coupling B50 - Tank cap + key - CO2 reduction - RFID	- Chimney extension (H+ 300 mm) - Eye coupling B50 - CO2 reduction	- Chimney extension (H+ 300 mm) - Steel chimney - Eye coupling B50 - Tank cap + key - CO2 reduction - Eye coupling DIN 40	- Chimney extension (H+ 300 mm) - Steel chimney - Eye coupling B50 - CO2 reduction	- Chimney extension (H+ 300 mm) - Reinforced gearbox (80 - 100 HP) - Torque 540 or 1000 T/min to order with the machine	- Chimney extension - Tank cap + key

MY SHREDDER MY COLOURS?

We can create a unique* shredder, that you can recognise from far away, in your company's colours enabling you to be seen hundreds of times a day!

Why deprive yourself?

TS INDUSTRIE®



*Delivery times and prices on request.