



## **EFFICIENT SOLUTIONS FOR SUSTAINABLE WATER MANAGEMENT**

Our machine lineup for  
environmentally friendly cutting, mowing,  
weeding and cleaning of waterways.

6520 Small Aquatic Weed Harvester

[www.berky.de](http://www.berky.de)







The background of the page is a photograph of a large, green grassy field. On the left side, a portion of a white mowing machine is visible, moving across the field. The field is bordered by a dense line of green trees in the background. The sky is blue with scattered white clouds. A dark blue rounded rectangle is positioned in the lower right area of the image, containing white text.

## **BERKY – YOUR COMPETENT PARTNER FOR MACHINERY FOR WATERWAY MANAGEMENT**

The **BERKY** portfolio ranges from landbased self-propelled mowing machinery to mowing and dredging boats.

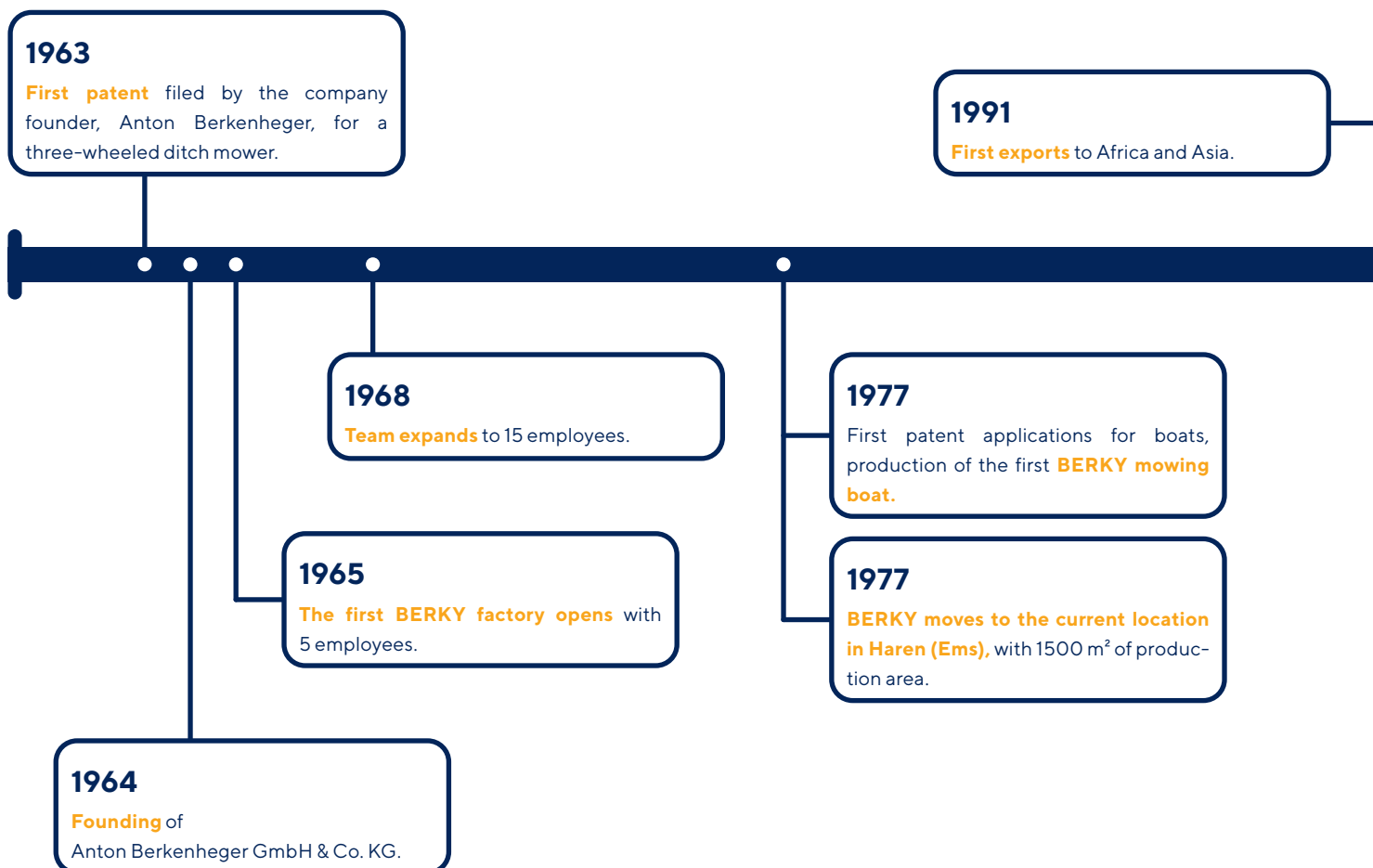
With 55 years of experience and more than 80 employees working in our factory, located in Haren (Ems), we develop and produce individual solutions for our customers around the world. We are now one of the leading manufacturers of machines for road and waterway maintenance. **BERKY** is one of the few complete-system suppliers in the industry.

Many municipalities and contractors rely on the quality and reliability of our environmentally friendly slope mowers, dredges, aquatic weed harvesters, work boats and many other special machines.

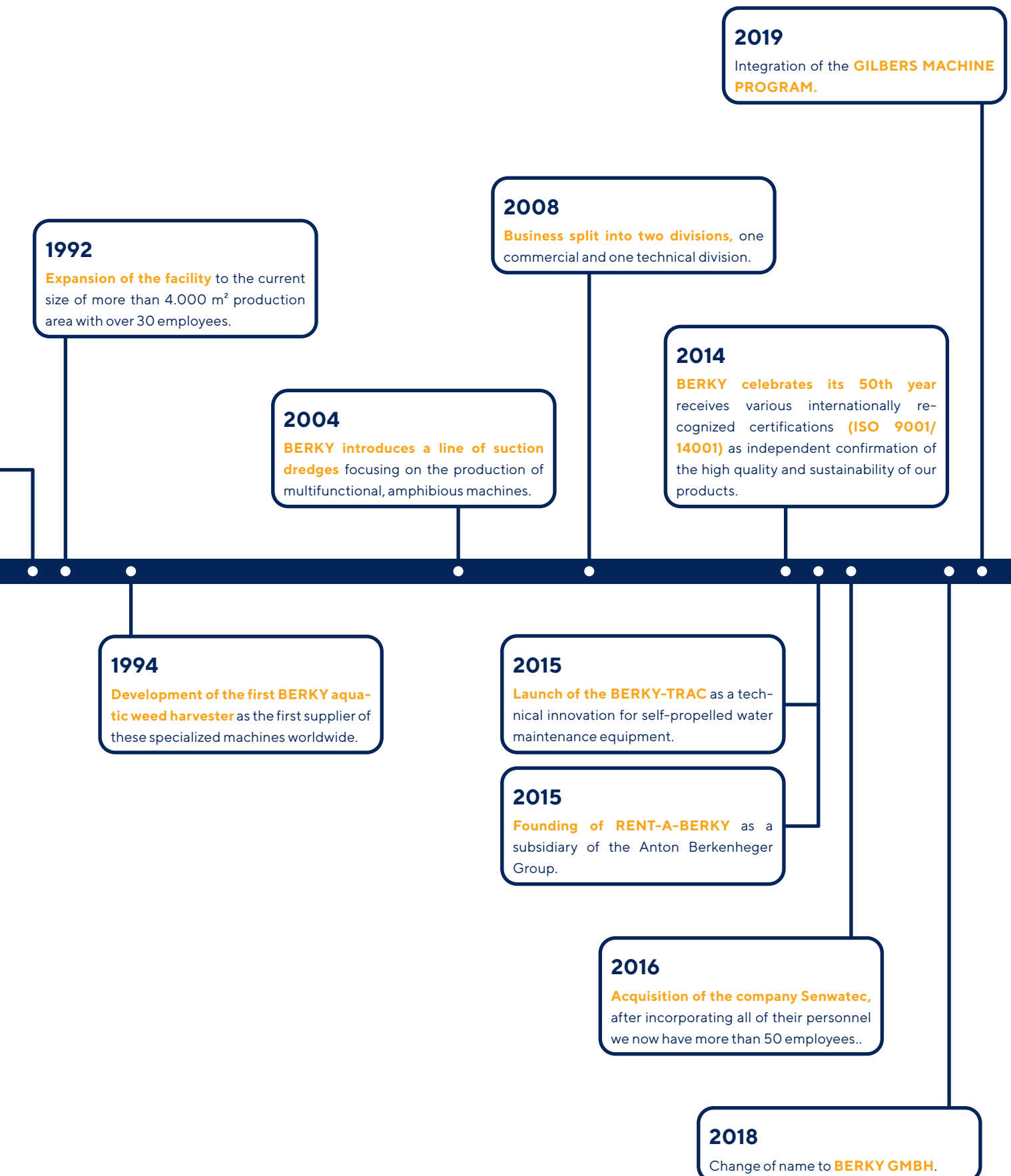
# HISTORY

## FROM ONE GOOD IDEA TO A MODERN COMPLETE-SYSTEM PROVIDER

At the end of the 1950s cleaning ditches and waterways was still difficult manual labor. At this time the farmers and the head of the Meersbach Water and Soil Facility in Haren (Ems) set out to create machines that would make the work easier. The revolution began in 1963 with the invention of the three-wheel ditch mower. **BERKY** was born, and to this day it produces highly innovative and efficient machines.









# CUSTOMIZED CONSTRUCTION

## TAILOR-MADE SOLUTIONS


**BERKY** develops a wide range of multifunctional solutions for water management. For almost every situation there is a well thought-out machine.

These machines are basically fully developed and efficient products

that can be customized and specialized even further. This is our strength.

Often our customers approach us with special requests and unique ideas, asking for modifications or additional equipment.

Our experienced team of developers is happy to take suggestions and work closely with you to develop a machine that is perfect for your situation.



### EXAMPLES OF OUR CUSTOMIZED BUILDS

- Equipment with special, non-standard attachments
- Custom attachments such as additional working booms or arms



## AN CURRENT EXAMPLE:

### Customer Requirement

Our customer wanted a mowing boat that could cut aquatic plants directly at the root.

He also wanted to cut the plants growing on the shore "in advance".

### Our Solution

We moved the cutter bar, which is normally in the form of a T-Cutting Unit, behind the stern of the boat. This way it's pulled behind the boat and can cut the plants at the bottom more efficiently.

The swing arm for the other cutting unit was moved from the right to the left side.



## THE RESULT

Satisfied customers – our best statement!





# SERVICE

## INSPECTION & MAINTENANCE

The correct and continuous maintenance of machinery is important to ensure functionality and longevity of your machinery. Our service team will support you with this task. This can either be done at your facilities or in our factory.

## PARTS

The comprehensive spare parts service ensures that our customers receive urgently needed parts reliably and quickly; so that you can maintain your operation.

## REPAIRS & SERVICING

Machines are subject to wear and tear. Repairing and Servicing are therefore regular tasks for every machine operator. Our service team will support you during these works by phone, but also hands on at your place or at our factory.



## FAST, RELIABLE, AND ALWAYS ON THE SPOT WHEN IT IS NEEDED

**BERKY SERVICE** takes care of our customers once they've bought one of our machines with the goal of providing optimal support and answering any questions.

As part of our quality assurance and our **DIN ISO 9001** and **DIN ISO 14001** certifications, we offer a comprehensive service:





# AREAS OF APPLICATION

## DIFFICULTIES CLEANING AND MAINTAINING WATERWAYS AND SLOPES?

Water bodies and waterways often become overgrown with time, whether it's reeds, grass or even trees and shrubs. This growth is often enough to reduce the functionality of drainage trenches or impede the navigability of ponds, lakes or rivers.

In many cases the problem is that the shoreline is inaccessible due to steep slopes or soft and marshy soil.

So it is not possible for standard machines and equipment to work in these areas.

With our flexible machines, we are able to adapt precisely to these kinds of problematic areas. For example, our three-wheeled mower has been designed to adapt to steep, sloping embankments, driving on them without difficulty. Many of these

difficult areas can also be reached from the water with our mowing boats. Additionally, our multipurpose and amphibious machines are guaranteed to cover every niche, they can cut, mow, and collect from land or water.






3700 Berky-Trac



## THE SOLUTION

Our machines adapt to special situations and requirements.



## YOUR OPTIONS

- Reach inaccessible shorelines and embankments
- Waterway maintenance from water or land
- Efficient cutting and mowing of slopes and ditches



# AREAS OF APPLICATION

## LOTS OF PLANTS OR GARBAGE IN YOUR WATER?

Are you facing with waterways that are overgrown and clogged with weeds? Excessive plant growth can lead to many problems: loss of navigability, reduced water flow, deterioration of water quality, and many other problems.



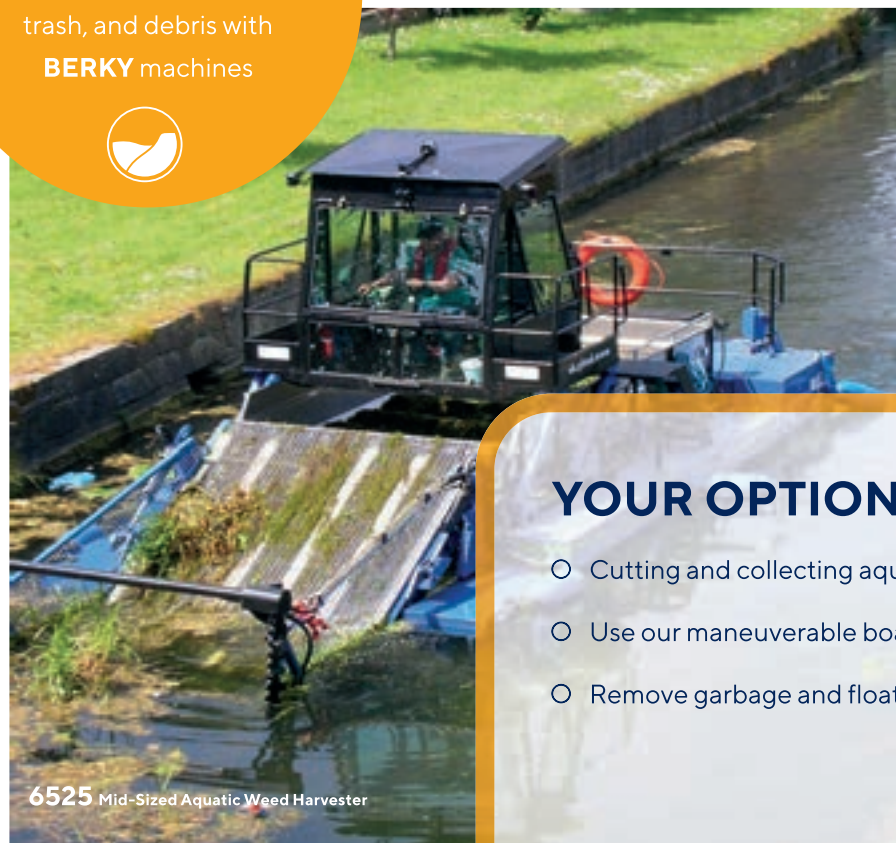
Another common problem is floating garbage, which greatly limits the use of the affected water body.

Our machines specialize in efficiently cleaning waterways by removing excessive plant growth or garbage.

Our aquatic weed harvesters are designed to simultaneously cut and collect water plants. Similarly, garbage can be efficiently collected from the water surface. Because this collection and removal of plants, garbage, and debris is a mechanical process it is environmentally friendly and sustainable.

### THE SOLUTION

Cut and collect aquatic plants, trash, and debris with **BERKY** machines



### YOUR OPTIONS

- Cutting and collecting aquatic plants in one step
- Use our maneuverable boats in difficult-to-access areas
- Remove garbage and floating debris





## PROBLEMS WITH SLUDGE IN YOUR WATER?

Waterways and ditches are often heavily overgrown. This is especially true for the area below the water surface and the bottom of the water body. The challenge is to remove the vegetation in an environmentally friendly manner and protect the wildlife in the water.



The maneuverable BERKY mowing boats can infiltrate difficult-to-reach water bodies and remove plants both underwater and on the shore. This

work is done in a particularly gentle manner: the plants are cut just above the bottom of the water so that the mud and wildlife are not disturbed.

Another problem is silting and sedimentation in waterways, which can lead to reduced navigability or inaccessibility, making them unusable.

In ports and industrial waterways our dredging boats ensure clean and navigable waters.



## YOUR OPTIONS

- Precise and gentle cutting of underwater growth
- Environmentally friendly removal of plants directly above the bottom of the water
- Suction dredging of underwater sediments



6780 Dredge-King





6740 Trex-Duke



# OUR MACHINE LINEUP

## SLOPE MOWER





## BERKY-TRAC



## BOOM MOWERS






## WORKING TOOLS FOR LAND-BASED MACHINES






## MOWING BOATS



## AQUATIC WEED HARVESTERS








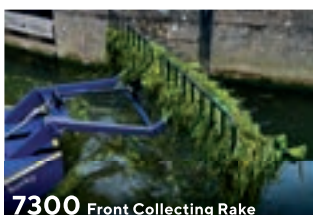


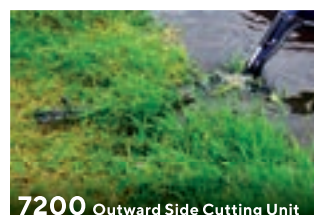
## DREDGE-BOATS



## SPECIAL REQUESTS?

We also customize for you individual solutions!

## WORKING TOOLS FOR BOATS





## SLOPE MOWER

**ADAPTING TO YOUR APPLICATION,  
OPTIMAL FOR SLOPES AND DITCHES:  
OUR EFFICIENT SLOPE MOWER.**



**2200** Slope Mower





- **Performs several tasks at the same time**

For example: simultaneously mowing and raking

- **Adapts to the working environment**

Support wheel can be adjusted according to the inclination of the slope

- **Doesn't need lots of room to work**

Compact design allows working in tight spaces

- **User-friendly and powerful**

Powerful engine and good visibility for working



## **BERKY-TRAC**

**THE MULTIFUNCTIONAL ALL-ROUNDER  
IS THREE MACHINES IN ONE:  
BOOM MOWER, EXCAVATOR, AND TOW-TRUCK.**



**3700** Berky-Trac





- **Multifunctional use**

Variety of working functions allow for year-round performance

- **Able to pull trailers**

For transporting cuttings and debris

- **Ergonomic design**

Rotating cab allows excellent comfort and visibility in all applications

- **Long working range**

Long and flexible boom allows for a large working radius

- **Seamless driving**

The flail mower can be used at working speed up to 12 km/h



# BOOM MOWERS

USE YOUR MACHINE FOR  
A WIDE VARIETY OF TASKS:

OUR BOOM MOWERS  
MAKE IT POSSIBLE



**4700** Side Mounted Power Arm





## ○ **Front-, Back-, Side- and Top-mounted Power Arms**

We have the right machine for your application

## ○ **Flexibility**

Our Powerarms can be equipped with various working tools. Switching the working tools can be done within minutes.

## ○ **Customization possible**

Development of individually customized working tools for customers is possible.

## ○ **New Products**

Our newest cooperation enables us to provide you with high quality and well designed products from Gilbers.

**GILBERS**  
MÄHTECHNIK 

Additional Gilbers products available on request.



## WORKING TOOLS FOR LAND-BASED MACHINES

OUR VARIETY OF WORKING TOOLS  
INCREASE THE APPLICATIONS  
OF LAND-BASED MACHINES.

MORE VERSATILITY IN ALL AREAS.

**5830** Tree Cutter 6"





**5100** Double-Knife Cutting Unit



**5300** Clearing Rake Rotary



**5350** Clearing Rake




**5600** Flail Mower



**5610** Flail Mower with Hatch



**5620** Flail Mower with Clearing Conveyor



**5800** Tree Cutter 4"



**5810** Tree Cutter 6"



**5830** Tree Saw



**5850** Brushwood Mower



**5860** Stump Grinder



**5900** Mowing Bucket

- **Many different applications/possibilities**

Variety of working tools: saw, cutters, choppers, rakes and more

- **Powerful and environmentally friendly**

Powerful tools that can be used precisely and accurately

- **Individually designed solutions**

If needed we develop custom solutions to precisely meet customer specifications



## MOWING BOATS

**OUR LIGHT AND MANEUVERABLE  
MOWING BOATS CUT AND MOW  
EFFICIENTLY, BOTH UNDER AND ABOVE WATER.  
REMOVES THIN OR DENSE VEGETATION WITH EASE**




**6410** Large Mowing Boat







**6310** Small Mowing Boat



**6410** Large Mowing Boat



**6440** Very Large Mowing Boat



**6450** Amphi-King

- **Cut and collect**

Cut, mow, and collect weeds and debris in the water

- **Easy to use in narrow waterways**

Our mowing boats can be used in narrow waterways, even down to a width of 1.5 m

- **Waterway maintenance from the water**

Our boats allow maintenance of inaccessible shorelines from the water

- **Easy handling and custom solutions**

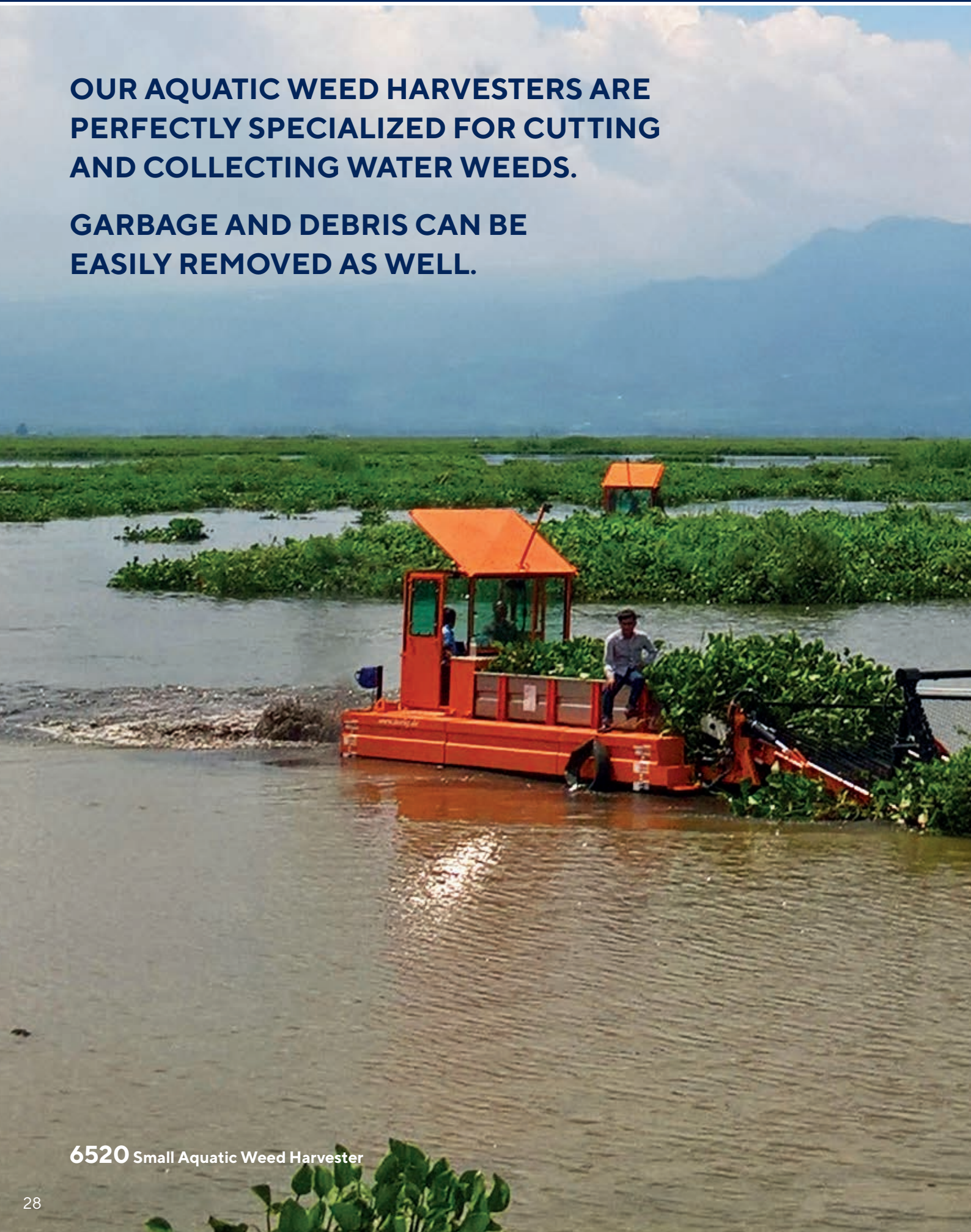
Simple operation; customized operating controls are possible



# AQUATIC WEED HARVESTERS

**OUR AQUATIC WEED HARVESTERS ARE PERFECTLY SPECIALIZED FOR CUTTING AND COLLECTING WATER WEEDS.**

**GARBAGE AND DEBRIS CAN BE EASILY REMOVED AS WELL.**



**6520** Small Aquatic Weed Harvester





- **Cutting and collecting in a single operation**  
Simultaneous cutting and collecting of aquatic weeds
- **Customized designs as needed**  
Size and performance can be adapted to operate in unique, local conditions
- **Work quickly in channels, lakes, and other water bodies**  
Cut and collect in a wide variety of water bodies, fast transport speed up to 5 mph
- **Large storage capacity**  
Compression of the collected materials leads to increased storage capacity



## DREDGE BOATS

**EASILY TRANSPORTABLE, POWERFUL  
SUCTION DREDGES.**

**CANALS, LAKES AND PORTS  
CAN EASILY BE MAINTAINED.**



**6780** Dredge-King





- **High pumping capacity and range**

Integrated tank pump can convey material up to 4,920 ft. without a Booster Station

- **Fast launching**

Boats are unloaded on-site and ready to work with minimal labor

- **Excellent working depth**

Work and dredge up to a depth of 46'

- **Easy loading and transport**

Transport is possible with a standard semi-truck; machine can be loaded autonomously, requiring few or no tools

- **Multifunctional**

In addition to dredging implements, other working tools can be mounted on the boom




## WORKING TOOLS FOR BOATS

THERE ARE ALSO A WIDE VARIETY OF  
WORKING TOOLS AVAILABLE FOR OUR BOATS.  
MOWING, CUTTING, PUMPING, COLLECTING –  
OUR BOATS CAN USE ANY WORKING TOOL.



**6310** Small Mowing Boat





**7100** T-Cutting Unit



**7200** Outward Side Cutting Unit



**7200** Inward Side Cutting Unit



**7250** Rear-Mounted Cutting Unit



**7300** Front Collecting Rake



**7400** Weed Bucket



**7610** Excavating Bucket



**7610** Clam-Shell Bucket



**7710** Sludge Pump



**7770** Small Auger-Dredge



**7900** Rotary Mill



**7980** Jack-Hammer

## ○ **Solutions for many applications**

A variety of tasks are possible with the respective working tools

## ○ **Powerful and environmentally friendly**

Powerful and precise tools allow for careful and accurate work

## ○ **Custom working tools are possible**

We also make specialized working tools according to customer requests



## AMPHIBIOUS MACHINES

OUR AMPHIBIOUS MACHINES CAN BE USED IN SWAMPY AREAS WHERE NEITHER DRIVING NOR FLOATING IS POSSIBLE.

WORKING IS POSSIBLE IN ROUGH OR SWAMPY TERRAIN AS WELL AS ON LAND OR IN THE WATER.



**6450** Amphi-King





**6450** Amphi-King



**6740** Trex-Duke



**6780** Dredge-King



**6925** Amphibious Aquatic Weed Harvester

- **Useful in hard-to-reach areas**

For places that cannot be reached by either land-based machines or boats

- **Flexibility with a variety of working tools**

Multifunctional with a wide range of available working tools

- **Quick on-site operation**

Our amphibious machines are light to transport and can be unloaded autonomously

- **Our experience allows custom designs**

Years of experience in amphibious technology make custom solutions possible